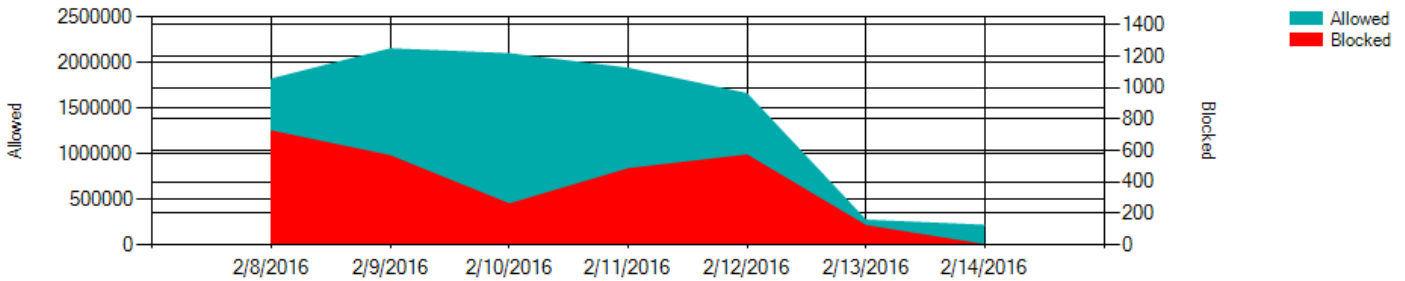


Network Usage + Threat Analysis Report for AppRiver (ADMIN)

AppRiver (ADMIN) Threat Protection Summary

Allowed & Blocked Requests for Period



Malware Blocks by Period

Period	Blocked
Day	1
Week	1,901
Month	16,260

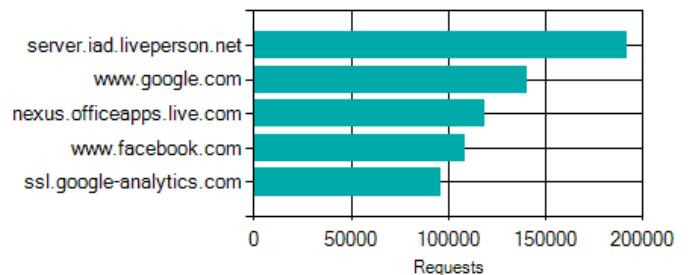
Blocked Requests by Category

Category	Visits	Percentage
SpywareMalicious	1,901	46.10 %
Pornography	705	17.10 %
Business	627	15.20 %
Portal	135	3.27 %
Phishing	117	2.84 %

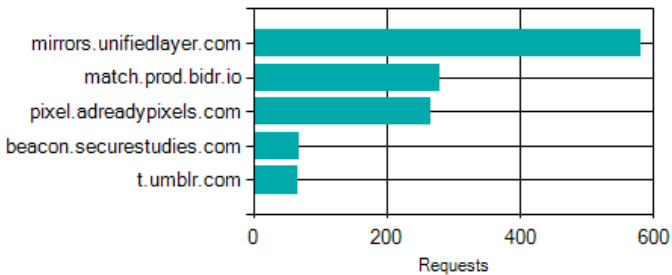
Allowed Requests by Category

Category	Visits	Percentage
Technology	2,874,179	26.28 %
Misc	1,994,282	18.23 %
Business	1,285,081	11.75 %
SearchEngines	1,277,474	11.68 %
SocialNetworking	620,503	5.67 %

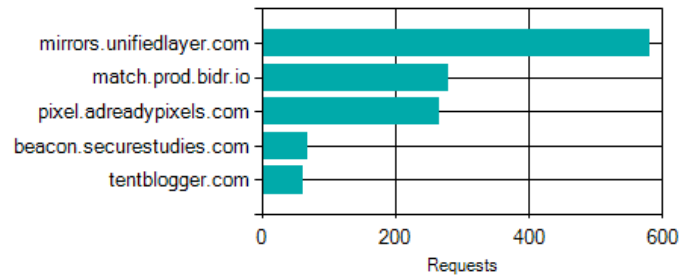
Top 5 Allowed Domains



Top 5 Blocked Domains



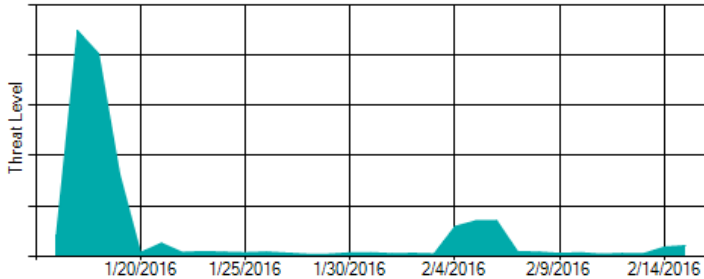
Top 5 Malware Domains



Network Usage + Threat Analysis Report for AppRiver (ADMIN)

Current Global Threat Protection Summary


Malicious Activity Threat Level




Tracked Malicious Domains by Category

Category	Tracked
Malware	7,471,904
Phishing	189,835
Spam	5,965,498
Total	13,090,434

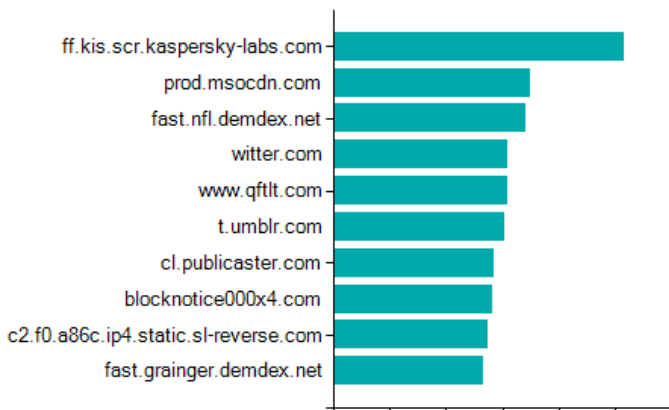
Top 10 Malware Domains



Top 10 Compromised Domains



Top 10 Phishing Domains



Top 10 Blocked Categories

